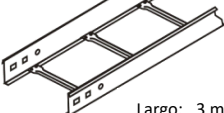
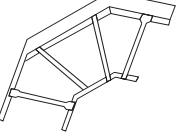

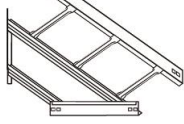
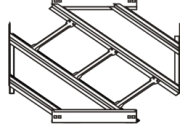
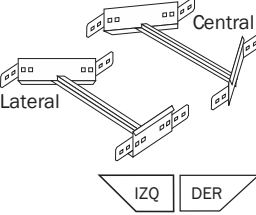
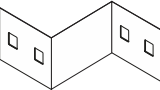
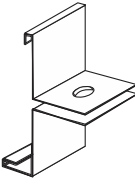
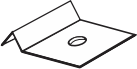
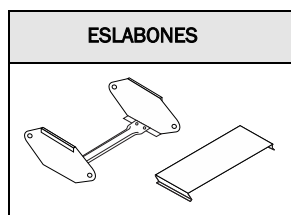


Bandejas escaleras – Accesorios – Tapas

Chapa galvanizada en caliente en origen	ALA 64 1,6		ALA 92 1,6		TAPAS 0,7		TAPAS 0,9	
	código/ancho		código/ancho		código/ancho		código/ancho	
 <p>Largo: 3 m. Opcion:3.9 m.</p>	BE64-16-150		BE92-16-150		TBE-07-150		TBE-09-150	
	BE64-16-300		BE92-16-300		TBE-07-300		TBE-09-300	
	BE64-16-450		BE92-16-450		TBE-07-450		TBE-09-450	
	BE64-16-600		BE92-16-600		TBE-07-600		TBE-09-600	
Curva plana a 90° 	CPE90-64-16-150		CPE90-92-16-150		TCPE90-07-150		TCPE90-09-150	
	CPE90-64-16-300		CPE90-92-16-300		TCPE90-07-300		TCPE90-09-300	
	CPE90-64-16-450		CPE90-92-16-450		TCPE90-07-450		TCPE90-09-450	
	CPE90-64-16-600		CPE90-92-16-600		TCPE90-07-600		TCPE90-09-600	
Curva plana a 45° 	CPE45-64-16-150		CPE45-92-16-150		TCPE45-07-150		TCPE45-09-150	
	CPE45-64-16-300		CPE45-92-16-300		TCPE45-07-300		TCPE45-09-300	
	CPE45-64-16-450		CPE45-92-16-450		TCPE45-07-450		TCPE45-09-450	
	CPE45-64-16-600		CPE45-92-16-600		TCPE45-07-600		TCPE45-09-600	
Unión Te 	UTE64-16-150		UTE92-16-150		TUTE-07-150		TUTE-09-150	
	UTE64-16-300		UTE92-16-300		TUTE-07-300		TUTE-09-300	
	UTE64-16-450		UTE92-16-450		TUTE-07-450		TUTE-09-450	
	UTE64-16-600		UTE92-16-600		TUTE-07-600		TUTE-09-600	
Unión Cruz 	UCE64-16-150		UCE-92-16-150		TUCE-07-150		TUCE-09-150	
	UCE64-16-300		UCE-92-16-300		TUCE-07-300		TUCE-09-300	
	UCE64-16-450		UCE-92-16-450		TUCE-07-450		TUCE-09-450	
	UCE64-16-600		UCE-92-16-600		TUCE-07-600		TUCE-09-600	
Reducciones cónicas  <p>Central Lateral IZQ DER</p>	RCE64-16-300a150		RCE92-16-300a150		TRCE-07-300a150		TRCE-09-300a150	
	RCE64-16-450a150		RCE92-16-450a150		TRCE-07-450a150		TRCE-09-450a150	
	RCE64-16-450a300		RCE92-16-450a300		TRCE-07-450a300		TRCE-09-450a300	
	RCE64-16-600a150		RCE92-16-600a150		TRCE-07-600a150		TRCE-09-600a150	
	RCE64-16-600a300		RCE92-16-600a300		TRCE-07-600a300		TRCE-09-600a300	
	RCE64-16-600a450		RCE92-16-600a450		TRCE-07-600a450		TRCE-09-600a450	
REDUCCION SIMPLE 	código/ancho	\$	GRAPA DE SUSPENSION 	código/ancho	\$	GRAPA DE FIJACION GF-16 		
	RSE-18-75			GSE-64-16				
	RSE-18-150			GSE-92-16				
	RSE-18-300							
RSE-18-450								

Bandejas escaleras - Accesorios - Tapas



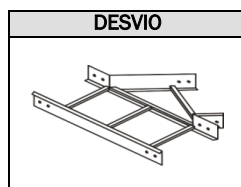
ALA 64 1,6		ALA 92 1,6		TAPA ESLABON 0.7		TAPA ESLABON 0,9	
código/ancho		código/ancho		código/ancho		código/ancho	\$
EE64-16-150		EE92-16-150		TEE-07-150		TEP-09-050	*
EE64-16-300		EE92-16-300		TEE-07-300		TEP-09-050	*
EE64-16-450		EE92-16-450		TEE-07-450	*	TEE-09-450	
EE64-16-600		EE92-16-600		TEE-07-600	*	TEE-09-600	



	CEE
--	-----

PRECIOS POR CURVAS ARMADAS INCLUYEN CUPLAS EXTREMOS ALA 64	2 ESLABONES/4 CUPLAS		3 ESLABONES/4 CUPLAS		4 ESLABONES/4 CUPLAS		5 ESLABONES/4 CUPLAS	
	código/ancho	\$	código/ancho	\$	código/ancho	\$	código/ancho	\$
	C2EE64-16-150		C3EE64-16-150		C4EE64-16-150		C5EE64-16-150	
	C2EE64-16-300		C3EE64-16-300		C4EE64-16-300		C5EE64-16-300	
	C2EE64-16-450		C3EE64-16-450		C4EE64-16-450		C5EE64-16-450	
	C2EE64-16-600		C3EE64-16-600		C4EE64-16-600		C5EE64-16-600	

PRECIOS POR CURVAS ARMADAS INCLUYEN CUPLAS EXTREMOS ALA 92	2 ESLABONES/4 CUPLAS		3 ESLABONES/4 CUPLAS		4 ESLABONES/4 CUPLAS		5 ESLABONES/4 CUPLAS	
	código/ancho		código/ancho		código/ancho		código/ancho	
	C2EE92-16-150		C3EE92-16-150		C4EE92-16-150		C5EE92-16-150	
	C2EE92-16-300		C3EE92-16-300		C4EE92-16-300		C5EE92-16-300	
	C2EE92-16-450		C3EE92-16-450		C4EE92-16-450		C5EE92-16-450	
	C2EE92-16-600		C3EE92-16-600		C4EE92-16-600		C5EE92-16-600	

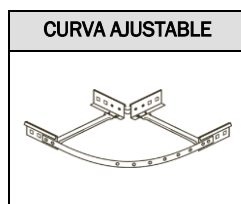


código/ancho	
DE45-64-16-150	
DE45-64-16-300	
DE45-64-16-450	
DE45-64-16-600	

código/ancho	
DE45-92-16-150	
DE45-92-16-300	
DE45-92-16-450	
DE45-92-16-600	

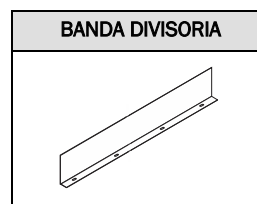
código/ancho	
TDE45-07-150	
TDE45-07-300	
TDE45-07-450	
TDE45-07-600	

código/ancho	
TDE45-09-150	
TDE45-09-300	
TDE45-09-450	
TDE45-09-600	

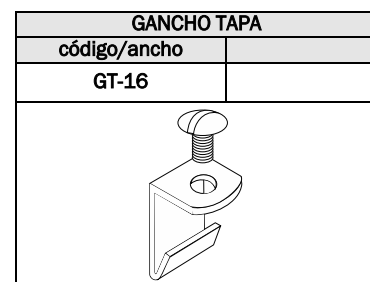
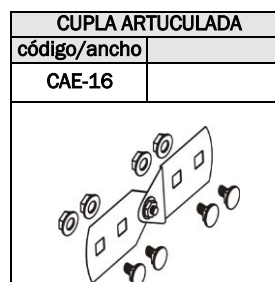
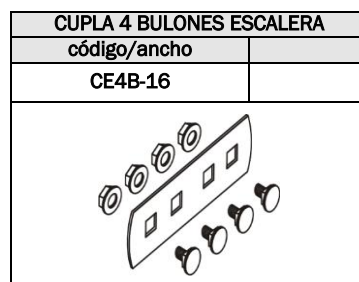
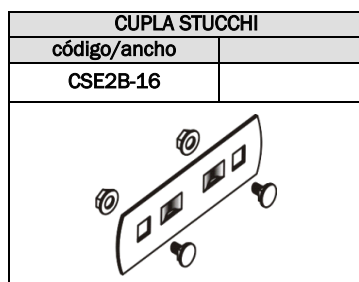


código/ancho	
CAE-64-16-150	
CAE-64-16-300	
CAE-64-16-450	
CAE-64-16-600	

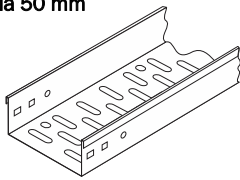
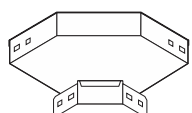
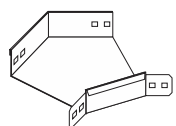
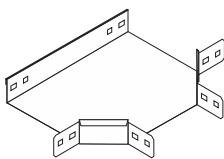
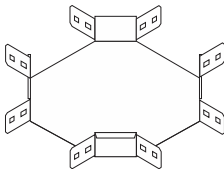
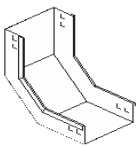
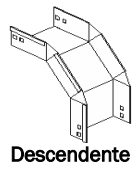
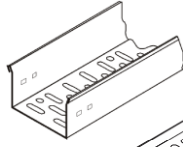
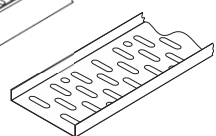
código/ancho	
CAE92-16-150	
CAE92-16-300	
CAE92-16-450	
CAE92-16-600	



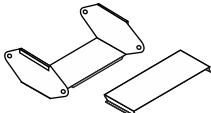
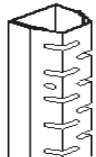
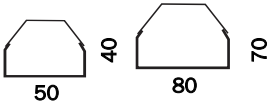

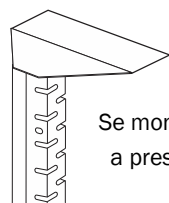
código/ancho	
BDE-64	
BDE-92	

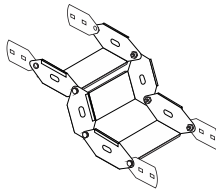


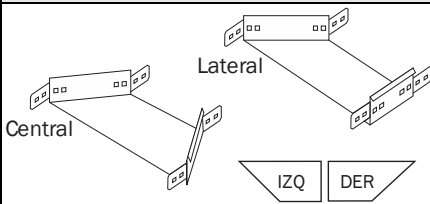
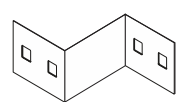
Bandejas perforadas - sólidas - Tapas

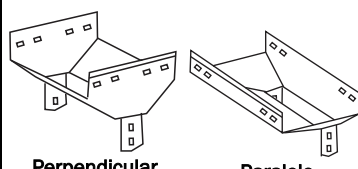
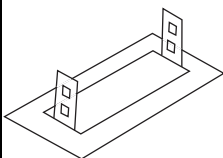
Galvanizadas en caliente en origen	Bandejas 0,7		Bandejas 0,9		Tapas 0,7 - 0,9	
	código/ancho		código/ancho		código/ancho	
Ala 50 mm  Tramo recto: 3 m. Opcional: 4 m.	BP50-07-050		BP50-09-050		TBP-07-050	
	BP50-07-100		BP50-09-100		TBP-07-100	
	BP50-07-150		BP50-09-150		TBP-07-150	
	BP50-07-200		BP50-09-200		TBP-07-200	
	BP50-07-250		BP50-09-250		TBP-07-250	
	BP50-07-300		BP50-09-300		TBP-07-300	
			BP50-09-450		TBP-09-450	
		BP50-09-600		TBP-09-600		
Curva plana a 90° 	CPP90-07-050				TCPP90-07-050	
	CPP90-07-100				TCPP90-07-100	
	CPP90-07-150				TCPP90-07-150	
	CPP90-07-200				TCPP90-07-200	
	CPP90-07-250				TCPP90-07-250	
	CPP90-07-300				TCPP90-07-300	
			CPP90-09-450		TCPP90-09-450	
		CPP90-09-600		TCPP90-09-600		
Curva plana a 45° 	CPP45-07-050				TCPP45-07-050	
	CPP45-07-100				TCPP45-07-100	
	CPP45-07-150				TCPP45-07-150	
	CPP45-07-200				TCPP45-07-200	
	CPP45-07-250				TCPP45-07-250	
	CPP45-07-300				TCPP45-07-300	
			CPP45-09-450		TCPP45-09-450	
		CPP45-09-600		TCPP45-09-600		
Unión T 	UTP-07-050				TUTP-07-050	
	UTP-07-100				TUTP-07-100	
	UTP-07-150				TUTP-07-150	
	UTP-07-200				TUTP-07-200	
	UTP-07-250				TUTP-07-250	
	UTP-07-300				TUTP-07-300	
			UTP-09-450		TUTP-09-450	
		UTP-09-600		TUTP-09-600		
Unión Cruz 	UCP-07-050				TUCP-07-050	
	UCP-07-100				TUCP-07-100	
	UCP-07-150				TUCP-07-150	
	UCP-07-200				TUCP-07-200	
	UCP-07-250				TUCP-07-250	
	UCP-07-300				TUCP-07-300	
			UCP-09-450		TUCP-09-450	
		UCP-09-600		TUCP-09-600		
Curvas rígidas Ascendente  Descendente  ACLARA ASCENDETE O DESCENDETE	Curvas 0,7 - 0,9		Tapas 0,7 - 0,9		Bandeja ala 100 - 20	
	código/ancho		código/ancho		Pedir precio	
	CRP-07-050		TCRP-07-050		 	
	CRP-07-100		TCRP-07-100			
	CRP-07-150		TCRP-07-150			
	CRP-07-200		TCRP-07-200			
	CRP-07-250		TCRP-07-250			
	CRP-07-300		TCRP-07-300			
	CRP-09-450		TCRP-09-450			
	CRP-09-600		TCRP-09-600			

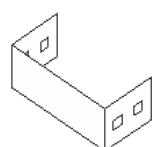
ACCESORIOS BANDEJAS PERFORADAS

ESLABÓN CON TAPA Precio x 1 eslabón  Precio x 1 tapa	Eslabones 0,7 - 09		Tapas 0,7- 09		CONDUCTO DE BAJADA		CONECTOR	
	código/ancho		código/ancho		código/ancho		código/ancho	
	EP-07-050		TEP-07-050		CBV-50X40		CON-07-150	
	EP-07-100		TEP-07-100		CBV-70X80		CON-07-200	
	EP-07-150		TEP-07-150		 Largo : 3000 Se montan a presión		CON-07-250	*
	EP-07-200		TEP-07-200				CON-07-300	*
	EP-07-250		TEP-07-250		 50 40 80 70			
	EP-07-300		TEP-07-300					
	EP-09-450		TEP-09-450					
	EP-09-600		TEP-09-600					
CUPLA EXTREMO ESLABÓN			CEEP-09				 Se montan a presión	

PRECIOS POR CURVAS ARMADAS INCLUYEN CUPLAS EXTREMOS 	2 ESLABONES/4 CUPLAS		3 ESLABONES/4 CUPLAS		4 ESLABONES/4 CUPLAS		5 ESLABONES/4 CUPLAS	
	código/ancho		código/ancho		código/ancho		código/ancho	
	C2EP-07-050		C3EP-07-050		C4EP-07-050		C5EP-07-050	
	C2EP-07-100		C3EP-07-100		C4EP-07-100		C5EP-07-100	
	C2EP-07-150		C3EP-07-150		C4EP-07-150		C5EP-07-150	
	C2EP-07-200		C3EP-07-200		C4EP-07-200		C5EP-07-200	
	C2EP-07-250		C3EP-07-250		C4EP-07-250		C5EP-07-250	
	C2EP-07-300		C3EP-07-300		C4EP-07-300		C5EP-07-300	
	C2EP-09-450		C3EP-09-450		C4EP-09-450		C5EP-09-450	
	C2EP-09-600		C3EP-09-600		C4EP-09-600		C5EP-09-600	

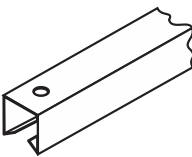
Reducción cónicas  Central Lateral ACLARAR CENTRAL O LATERAL IZQ DER	0,9		Tapas		Reducción simple 	0,9	
	código/ancho		código/ancho			código/ancho	
	RCP100a50		TRCP100a50			RSP25	
	RCP150a100		TRCP150a100			RSP50	
	RCP200h150		TRCP200a150			RSP75	
	RCP250h150		TRCP250a200			RSP100	
	RCP300h200		TRCP300a250			RSP150	
	RCP450h300		TRCP450a300			RSP200	
	RCP600h450		TRCP600a450			RSP300	

EMBUDOS  Perpendicular Paralelo	0,7		ACOMETIDA DE TABLERO 	0,9		BANDA DIVISORIA	
	código/ancho			código/ancho		código/ancho	
	EMP-07-050			ATP-09-050		BDP-07-050	
	EMP-07-100			ATP-09-100			
	EMP-07-150			ATP-09-150			
	EMP-07-200			ATP-09-200			
	EMP-07-250			ATP-09-250			
	EMP-07-300			ATP-09-300			
	EMP-09-450			ATP-09-450			
	EMP-09-600			ATP-09-600			

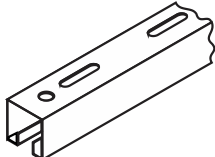
TAPA EXTREMO PERFORADA 	0,9		CUPLA STUCCHI		CUPLA 4 BULONES		CUPLA ARTICULADA	
	código/ancho		código/ancho		código/ancho		código/ancho	
	TEP-09-050		CSP2B-09		CP4B-09		CAP-09	
	TEP-09-100							
	TEP-09-150							
	TEP-09-200							
	TEP-09-250							
	TEP-09-300							
TEP-09-450								
TEP-09-600								

Perfiles C y accesorios


PC 44 x 44 x 3000/6000 mm		
código/ancho		
PC44.44-09-3000		
PC44.44-09-6000		
PC44.44-12-3000		
PC44.44-12-6000		
PC44.44-16-3000		
PC44.44-20-3000		*



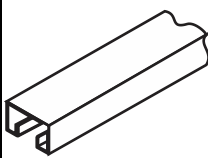
PC 44 x 44 x 3000/6000 mm ventilado		
código/ancho		
PC44.44V-09-3000		
PC44.44V-09-6000		
PC44.44V-12-3000		
PC44.44V-12-6000		
PC44.44V-16-3000		
PC44.44V-20-3000		*



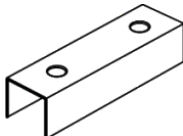
Platabanda Para PC	
código/ancho	
PPC	



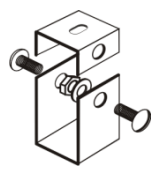
PC 44 x 28X3000/1220/6000 mm		
código/ancho		
PC44.28-09-1220		
PC44.28-09-3000		
PC44.28-09-6000		
PC44.28-12-1220		
PC44.28-12-3000		
PC44.28-12-6000		
PC44.28-16-1220		
PC44.28-16-3000		
PC44.28-20-3000		*



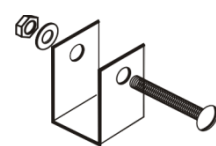
CUPLA DE UNION PC 44 x 44 mm	
código/ancho	
CUPC	



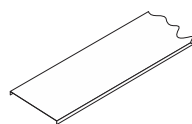
Grapa suspensión PC	
código/ancho	
GSPC	



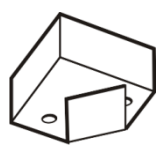
Grapa susp. artefacto	
código/ancho	
GSA	



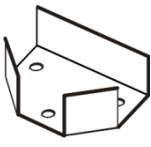
Tapas PC 44 x 44	
código/ancho	
TPC-07	
TPC-09	



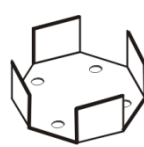
Unión 45° y 90° para pc	
código/ancho	
CP45PC44	
CP90PC44	



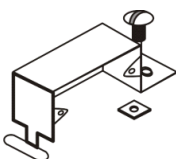
Unión TE para pc	
código/ancho	
UTPC44	



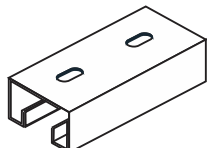
Unión Cruz para pc	
código/ancho	
UCPC44	



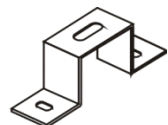
Caja de toma corriente	
código/ancho	
CTC	



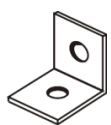
TROZO PC-44.28	
código/ancho	
PC44.28-09-100	



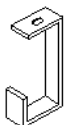
Soporte varilla roscada	
código/ancho	
SVR	



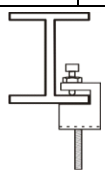
Ángulo 90°	
código/ancho	
A90	



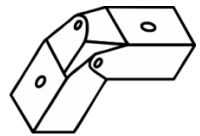
Soporte "J" para PC	
código/ancho	
SJPC	




Grapa para viga	
código/ancho	
GPV	



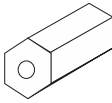
UNION ARTICULADA X PC	
código/ancho	
UARPC-12	




VARILLA ROSCADA			
Pedir Precio			
1/4	5/16	3/8	



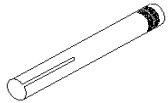
NIPLE		
Pedir Precio		
1/4	5/16	3/8



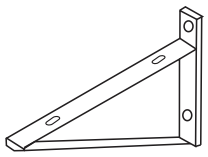
TUERCA INSERTO			
Pedir Precio			
1/4	5/16	3/8	

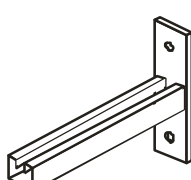


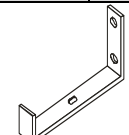
BROCAS				
Pedir Precio				
1/4	5/16	3/8	1/2	

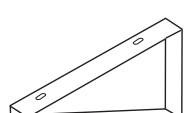


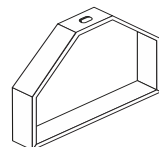
Soportes para bandejas

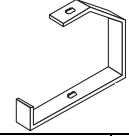
SOPORTE REFORZADO		
	código/ancho	
 <p>ZINCADO ELECTROLITICO</p>	SR-130	
	SR-180	
	SR-230	
	SR-280	
	SR-330	
	SR-480	
	SR-630	

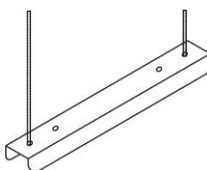
SOPORTE DE PERFIL C		
	código/ancho	
 <p>ZINCADO ELECTROLITICO</p>	SPC-130	
	SPC-180	
	SPC-230	
	SPC-280	
	SPC-330	
	SPC-630	

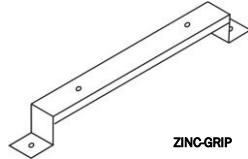
SOPORTE SIMPLE	
código/ancho	
 <p>ZINC-GRIP</p>	
SS-050	
SS-100	
SS-150	
SS-200	

SOPORTE MENSULA		
	código/ancho	
 <p>ZINC-GRIP</p>	SM-080	
	SM-130	
	SM-180	
	SM-230	
	SM-280	
	SM-330	
	SM-480	
	SM-630	

SOPORTE ESTRIBO		
	código/ancho	
 <p>ZINC-GRIP</p>	SES-050	
	SES-100	
	SES-150	
	SES-200	
	SES-250	
	SES-300	
	SES-450	

SOPORTE G	
código/ancho	
 <p>ZINC-GRIP</p>	
SG-50	
SG-100	
SG-150	
SG-200	

SOPORTE TRAPEZIO		
	código/ancho	
 <p>ZINC-GRIP</p>	ST-130	
	ST-180	
	ST-230	
	ST-280	
	ST-330	
	ST-480	
	ST-630	

SOPORTE OMEGA		
	código/ancho	
 <p>ZINC-GRIP</p>	S-OM-130	
	S-OM-180	
	S-OM-230	
	S-OM-280	
	S-OM-330	
	S-OM-480	
	S-OM-630	